



WAUSAU TILE

CUSTOM PRECAST CEMENT TERRAZZO



Old Town School of Folk Music | Chicago, IL | Precast Cement Terrazzo Flat Treads (S30)

CUSTOM PRECAST CEMENT TERRAZZO

Timeless tradition, cutting-edge technology, endless innovation and detailed design converge in our sought-after custom precast terrazzo. Wausau Tile is a leading manufacturer of this carefully crafted composite, which creates beautiful, unique and lasting surfaces. The perfect solution for everything from floors to countertops and wall treatments to stairs – our custom precast terrazzo will breathe new life into any project.

To maintain your overall look and appeal, all products can be easily matched with your custom colors and most of our standard terrazzo tile colors.

Wausau Tile can also provide tread installation guidance. Should you have a difficult installation or have custom needs, we have the engineers and designers on hand to assist you at any time.




Dr. Phillips Performing Arts Center | Orlando, FL
Precast Cement Terrazzo Tread and Risers


CEMENT TERRAZZO

Wausau Tile's cement terrazzo offers a timeless look that's incredibly strong and versatile. It presents a polished style built to withstand high traffic, with compressive strengths of more than 4,000 PSI.

Products include tread and risers, flat treads, self-supporting treads, landing panels, cove and flat base, and wall panels.




STANDARD CEMENT PRECAST TERRAZZO




TZ02
OUTER BANKS




TZ03
FOGGY DAY




TZ04
DEEP WATERS




TZ05
DRIFTWOOD




TZ06
TREE MOSS



TZ07
CORAL SANDS



TZ08
RIVER ROCK




TZ09
SUNNY SHORES




TZ22
PARCHMENT



TZ23
FLAX




TZ24
JUTE




TZ25
MOURNING DOVE




TZ26
SAGE




TZ27
PEPPERCORN




TZ28
CINNAMON




TZ29
GINGER




TZ30
CRUSHED ICE




TZ31
COTTAGE GRAY




TZ32
OYSTER SHELL




TZ33
GRAPHITE




TZ34
NIGHT OWL




TZ35
TURTLE DOVE




TZ36
PINK CHAMPAGNE




TZ37
SPEARMINT




TZ38
MINT JULEP




TZ39
GREEN TEA



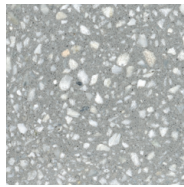
TZ40
FRESH LIME




TZ51
SLEEPY HOLLOW




TZ52
SHORELINE



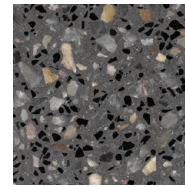
TZ89
SLATE



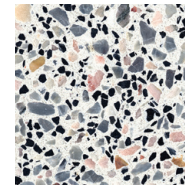
TZ90
MIDNIGHT




TZ91
NUTMEG




TZ92
PEWTER




TZ93
SILVER DUST



TZ94
CRYSTAL QUARTZ




TZ95
COFFEE BEAN

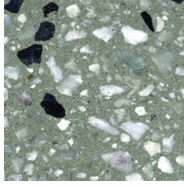


TZ96
CARAWAY SEED


PREMIUM CEMENT PRECAST TERRAZZO



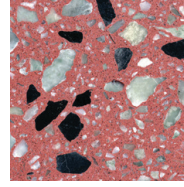
ML10
JASPER




ML11
ALGONQUIN




ML12
HIGHLANDS



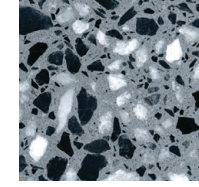
ML13
MUSKOKA




ML14
PRAIRIE




ML15
WHISTLER




ML16
LAURENTIAN




ML17
HURON



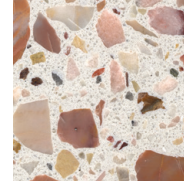
SST10
PISA




SST11
DALMATA




SST12
BIANCO




SST13
ZUCCA




SST14
SOLE




SST15
COLOSSEUM




SST16
VENERE




SST17
NOTTE




SST18
ROMAN




SST19
CAFFÈ




SST20
RAVELLO



SST21
POMPEII




TZ41
SWISS ALPS




TZ42
BLUE HAWAII



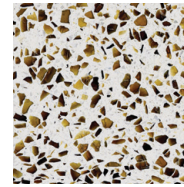
TZ43
ST TROPEZ




TZ44
CANCUN




TZ45
KEY WEST



TZ46
MOROCCO



TZ47
BARBADOS



TZ48
RIVIERA



TZ53
ANALYTICAL



TZ54
AMBIENCE



TZ63
BRILLIANCE



TZ65
ESSENCE



TZ68
RADIANCE

Precast Cement Terrazzo Specification – Treads, Base, Stringers and other amenities Section 09 66 00

Part 1 – General

1.01 SUMMARY

- A. Types of Precast Terrazzo work included:
 - 1. Precast Terrazzo Stairs
 - 2. Precast Terrazzo Base
 - 3. Precast Terrazzo Sills
 - 4. Precast Terrazzo Copings
 - 5. Precast Terrazzo Other
- B. Setting material, grouts, sealants and caulks
- C. Installation of precast terrazzo stairs, base, sills, etc.
- D. Related work not specified under this section
 - 1. Installation of steel stairs to receive precast terrazzo

1.02 REFERENCES

- A. American Society for Testing and Materials (ASTM)
 - 1. ASTM C-150
 - 2. ASTM C-33
 - 3. ASTM C-140
 - 4. ASTM C-293
 - 5. ASTM C-1028
- B. National Terrazzo and Mosaic Association Inc. (NTMA)
- C. Federal Register Part III
 - 1. 28 CFR Part 36

1.03 SUBMITTALS

- A. Shop Drawings
 - 1. Submit shop drawings of all precast terrazzo items showing detail sections and profile for all precast items. Details shall show all reinforcing and special hardware for fastening.
- B. Samples:
 - 1. Submit maximum of 3 samples 3" x 6" size for all color.
 - a. Color to be selected from Wausau Tile color pallet.
 - 2. Submit two copies of NTMA maintenance literature.
 - 3. Quality Assurance and Procedure Program
- C. Performance Requirements:
 - 1. Compressive Strength 4000 p.s.i.
 - 2. Flexural Strength 600 p.s.i.
- D. Certification:
 - 1. Suppliers shall furnish certification attesting that materials meet specification requirements.

1.04 QUALITY ASSURANCE

- A. NTMA Standards: Comply with specified provisions and recommendations of the National Terrazzo & Mosaic Association, Inc. (NTMA).
- B. Manufacturer's Instructions: In addition to specified requirements, comply with precast terrazzo manufacturer's instructions and recommendations for substrate preparation, materials storage, mixing and application, finishing and curing.
- C. Qualifications: Precast Terrazzo Manufacturer and Trade Contractor must have a minimum of 5 years of successful experience on projects of similar magnitude and complexity to that indicated project. Manufacturer and contractor to be prequalified by Architect prior to bidding. Failure to prequalify will void bid.
- D. Manufacturer to supply a written Quality Assurance Program and Procedure manual.

1.05 DELIVERY, STORAGE AND HANDLING

- A. Packaging and Shipping: Precast terrazzo to be palletized and shrink wrapped, delivered in original unopened packaging with legible manufacturer identification, including size, piece number, quantities, manufacturer date and inspector initials.
- B. Storage and Protection: Precast terrazzo to be stored indoors, in a climate-controlled environment, sheltered from moisture in original packaging. Protect from damage by other trades.
- C. Report all damage due to shipment immediately. Customer is required to sign the Bill of Lading slip noting damaged product. Picture proof is required.

1.06 WARRANTY

- A. Manufacturer/Installer shall warrant installed system for a period of 1 year from date of substantial completion against failure of workmanship and materials.

Part 2 – Products

2.01 MANUFACTURERS

- A. Acceptable Manufacturer:
 - 1. Wausau Tile, Inc.
- B. Clarification Note: Drawings and specifications are based on manufacturer's proprietary literature from Wausau Tile, Inc. Other manufacturers shall comply with minimum levels of material specifications and detailing indicated on the drawings of specified herein.

2.02 MATERIALS

- A. Portland Cement: ASTM C-150 Specifications for Portland Cement.
- B. Aggregates: All aggregates to meet ASTM C-33 specifications, cleaned and properly graded to size. Aggregate shall be blended to meet individual project requirements.
- C. Marble chips, size to conform with NTMA gradation standards.
- D. Coloring; Pigments used shall be inorganic, resistant to alkalinity and used per manufacturer's recommendations.
- E. Reinforcement and Hardware:
 - 1. To conform with NTMA and Manufacturer's design.
 - 2. Reinforce precast with deformed rods or wire mesh or both as recommended by precast terrazzo manufacturer.
- F. Abrasive Inserts: Shall consist of silica carbide and black epoxy. Specify one to three lines.
- G. Caulks & Sealants:
 - 1. Urethane or Polyurethane Sealant
 - 2. Color to be selected by Architect from standard color pallet.
- H. Cleaner: Liquid neutral chemical cleaner, with pH factor between 7 and 8, of formulation recommended by sealer manufacture for type of precast terrazzo used and complying with NTMA requirements.
- I. Sealer: Colorless, slip and stain-resistant penetrating sealer with pH factor between 7 and 8, that does not affect color or physical properties of precast terrazzo surface. Flash point (ASTM D56): 80 degrees F, Minimum.

2.03 MANUFACTURED UNITS

- A. Sizing Tolerances:
 - 1. All units to conform to shop drawings with a 1/16" tolerance in dimension.
- B. Precast Surfaces and Edges:
 - 1. All exposed edges to be ground and polished with a minimum of 1/16" bevel.
 - 2. All finished surfaces to be ground and polished, free of holes and to have overall uniformity in matrix and aggregate.
 - 3. All precast terrazzo finished surfaces to be sealed with a sealer approved by manufacturer.

Part 3 - Execution

3.01 INSPECTION

- A. Examine areas to receive precast terrazzo for the following:
 - 1. Defects in existing work.
 - 2. Deviations beyond allowable tolerances for the substrate.
- B. Start work only when all defects have been corrected by others.

3.02 INSTALLATION

- A. Setting:
 - 1. Setting methods will vary per product. Set accurately as shown on the approved shop drawings. Contact your setting material manufacturer with any questions on proper bonding of all materials.
Setting methods are:
 - a. Cement based setting materials: Contact your selected manufacturer as recommended or specified. Setting materials can change without notice.
 - b. Epoxy based setting materials: Contact your selected manufacturer as recommended or specified. Setting materials can change without notice.
 - c. Weld attachment: Contact Wausau Tile for recommended welding guidelines as provided by the structural engineer. DO NOT run a continuous weld when attaching terrazzo to avoid over-heating and cracking of the terrazzo.
 - 2. All thinset materials, whether cement or epoxy based, will require a full setting bed be applied to all appropriate surfaces of the precast terrazzo, vertical and horizontal, where contact is made with the substrate or structural base.
 - 3. Alignment of precast should be straight and true to all dimensions. It may not vary more than 1/8" in length, height or width.
 - 4. Install anchors as shown on details, if required.
 - 5. Fill joints between with manufacturer – approved caulk or as specified.
- B. Protection:
 - 1. Upon completion, the work shall be ready for final inspection and acceptance by owner or owner agent.
 - 2. General Contractor shall protect the finished work from the time the terrazzo contractor completes the work.
- C. Finish: All precast cement terrazzo finished surfaces to be sealed with a sealer approved by manufacturer.